

FINAL GENERAL FUND BUDGET

Fiscal Year 2023-2024

General Fund Budget Approval

Date of Adoption of the General Fund Budget: 06/12/2023



President of the Board - Original Signature Required

Date


6/21/23



Secretary of the Board - Original Signature Required

Date

6/21/23



Chief School Administrator - Original Signature Required

Date

6/21/23

Sean A Daubert

(215)453-2713

Extn :

Contact Person

Telephone

Extension

sdaubert@pennridge.org

Email Address

CERTIFICATION OF ESTIMATED ENDING FUND BALANCE FROM 2023-2024 GENERAL FUND BUDGET

24 PS 6-688

(10/2010)

SCHOOL DISTRICT : Pennridge SD	COUNTY : Bucks	AUN : 122098103
-----------------------------------	-------------------	--------------------

No school district shall approve an increase in real property taxes unless it has adopted a budget that includes an estimated, ending unreserved undesignated fund balance (unassigned) less than the specified percentage of its total budgeted expenditures:

Total Budgeted Expenditures	Fund Balance % Limit (less than)
Less Than or Equal to \$11,999,999	12.0%
Between \$12,000,000 and \$12,999,999	11.5%
Between \$13,000,000 and \$13,999,999	11.0%
Between \$14,000,000 and \$14,999,999	10.5%
Between \$15,000,000 and \$15,999,999	10.0%
Between \$16,000,000 and \$16,999,999	9.5%
Between \$17,000,000 and \$17,999,999	9.0%
Between \$18,000,000 and \$18,999,999	8.5%
Greater Than or Equal to \$19,000,000	8.0%

Did you raise property taxes in SY 2023-2024 (compared to 2022-2023)?

Yes ☐
No ☒


If yes, see information below, taken from the 2023-2024 General Fund Budget.

Total Budgeted Expenditures	\$154662447
Ending Unassigned Fund Balance	\$11965832
Ending Unassigned Fund Balance as a percentage (%) of Total Budgeted Expenditures	7.73%

The Estimated Ending Unassigned Fund Balance is within the allowable limits.

Yes ☒
No ☐

I hereby certify that the above information is accurate and complete.

SIGNATURE OF SUPERINTENDENT 	DATE 6/21/23
---	-----------------

DUE DATE: AUGUST 15, 2023

**CERTIFICATION OF USE OF PDE-2028
FOR PUBLIC INSPECTION OF 2023-2024 PROPOSED BUDGET**


24 PS 6-687(a)(1)

(03/2006)

School District Name : Pennridge SD	County : Bucks	AUN Number : 122098103
---	--------------------------	----------------------------------

Section 687(a)(1) of the School Code requires the president of the board of school directors of each school district to certify to the Department of Education that the proposed budget was prepared, presented and will be made available for public inspection using the uniform form prepared and furnished by the Department of Education.

I hereby certify that the above information is accurate and complete.

SIGNATURE OF SCHOOL BOARD PRESIDENT 	DATE 5/22/23
---	------------------------

DUE DATE: IMMEDIATELY FOLLOWING
ADOPTION OF PROPOSED
FINAL GENERAL FUND BUDGET

<u>Val Number</u>	<u>Description</u>	<u>Justification</u>
8060	Ending Fund Balance Entry and Budgetary Reserve: If 5900 Budgetary Reserve is not equal to 0, a justification must be entered below.	District budgets a reserve in order to guard against unknown expenditures that may occur.
8080	Ending Fund Balance Entry and Budgetary Reserve: If 0850 Estimated Ending Unassigned Fund Balance is not equal to 0, a justification must be entered below.	The unassigned fund balance is for unanticipated expenditures.
8150	Ending Fund Balance Entry and Budgetary Reserve: If 0830 Committed Fund Balance is not equal to 0, a justification must be entered below.	The committed fund balance is for increases in PSERS costs.

<u>ITEM</u>	<u>AMOUNTS</u>	
Estimated Beginning Unreserved Fund Balance Available for Appropriation and Reserves Scheduled For Liquidation During The Fiscal Year		
0810 Nonspendable Fund Balance	528,539	
0820 Restricted Fund Balance		
0830 Committed Fund Balance	4,016,120	
0840 Assigned Fund Balance		
0850 Unassigned Fund Balance	11,965,832	
Total Estimated Beginning Unreserved Fund Balance Available for Appropriation and Reserves Scheduled For Liquidation During The Fiscal Year		<u>\$15,981.952</u>
Estimated Revenues And Other Financing Sources		
6000 Revenue from Local Sources	113,742,003	
7000 Revenue from State Sources	37,015,444	
8000 Revenue from Federal Sources	3,905,000	
9000 Other Financing Sources		
Total Estimated Revenues And Other Financing Sources		<u>\$154,662.447</u>
Total Estimated Fund Balance, Revenues, and Other Financing Sources Available for Appropriation		<u>\$170,644.399</u>

LEA : 122098103 Pennridge SD

	<u>Amount</u>
REVENUE FROM LOCAL SOURCES	
6111 Current Real Estate Taxes	84,405,884
6112 Interim Real Estate Taxes	650,005
6113 Public Utility Realty Taxes	102,000
6114 Payments in Lieu of Current Taxes - State / Local	170,000
6140 Current Act 511 Taxes - Flat Rate Assessments	87,000
6150 Current Act 511 Taxes - Proportional Assessments	23,410,992
6400 Delinquencies on Taxes Levied / Assessed by the LEA	1,004,000
6500 Earnings on Investments	1,924,017
6700 Revenues from LEA Activities	197,000
6800 Revenues from Intermediary Sources / Pass-Through Funds	1,304,105
6910 Rentals	225,000
6940 Tuition from Patrons	169,000
6980 Revenue from Community Services Activities	16,000
6990 Refunds and Other Miscellaneous Revenue	77,000
REVENUE FROM LOCAL SOURCES	\$113,742,003
REVENUE FROM STATE SOURCES	
7111 Basic Education Funding-Formula	12,463,352
7112 Basic Education Funding-Social Security	2,733,860
7160 Tuition for Orphans Subsidy	20,000
7271 Special Education funds for School-Aged Pupils	4,033,584
7311 Pupil Transportation Subsidy	1,400,000
7320 Rental and Sinking Fund Payments / Building Reimbursement Subsidy	653,482
7330 Health Services (Medical, Dental, Nurse, Act 25)	130,000
7340 State Property Tax Reduction Allocation	3,016,707
7505 Ready to Learn Block Grant	625,645
7820 State Share of Retirement Contributions	11,938,814
REVENUE FROM STATE SOURCES	\$37,015,444
REVENUE FROM FEDERAL SOURCES	
8514 Title I - Improving the Academic Achievement of the Disadvantaged	395,000
8515 Title II - Preparing, Training, and Recruiting High Quality Teachers and Principals	50,000
8744 ARP ESSER - Elementary and Secondary School Emergency Relief Fund	2,500,000
8810 School-Based Access Medicaid Reimbursement Program (SBAP) Reimbursements (Access)	930,000

	<u>Amount</u>
REVENUE FROM FEDERAL SOURCES	
8820 Medical Assistance Reimbursement for Administrative Claiming (Quarterly) Program	30,000
REVENUE FROM FEDERAL SOURCES	\$3,905,000
TOTAL ESTIMATED REVENUES AND OTHER SOURCES	154,662,447

Act 1 Index (current): 4.1%

Calculation Method:	Rate	
Approx. Tax Revenue from RE Taxes:	\$84,405,884	
Amount of Tax Relief for Homestead Exclusions	<u>\$3,016,707</u>	
Total Approx. Tax Revenue:	\$87,422,591	
Approx. Tax Levy for Tax Rate Calculation:	\$90,109,401	
	Bucks	Total

2022-23 Data		
a. Assessed Value	\$660,490,740	\$660,490,740
b. Real Estate Mills	135.2555	
I. 2023-24 Data		
c. 2021 STEB Market Value	\$5,644,493,305	\$5,644,493,305
d. Assessed Value	\$666,216,170	\$666,216,170
e. Assessed Value of New Constr/ Renov	\$0	\$0
2022-23 Calculations		
f. 2022-23 Tax Levy	\$89,335,005	\$89,335,005
(a * b)		
2023-24 Calculations		
g. Percent of Total Market Value	100.00000%	100.00000%
h. Rebalanced 2022-23 Tax Levy	\$89,335,005	\$89,335,005
(f Total * g)		
i. Base Mills Subject to Index	135.2555	
(h / a * 1000) if no reassessment		
(h / (d-e) * 1000) if reassessment		
Calculation of Tax Rates and Levies Generated		
j. Weighted Avg. Collection Percentage	96.91500%	96.91500%
k. Tax Levy Needed	\$90,109,401	\$90,109,401
(Approx. Tax Levy * g)		
I. 2023-24 Real Estate Tax Rate	135.2555	
(k / d * 1000)		
III. m. Tax Levy Generated by Mills	\$90,109,401	\$90,109,401
(I / 1000 * d)		
n. Tax Levy minus Tax Relief for Homestead Exclusions		\$87,092,694
(m - Amount of Tax Relief for Homestead Exclusions)		
o. Net Tax Revenue Generated By Mills		\$84,405,884
(n * Est. Pct. Collection)		

Act 1 Index (current): 4.1%

Calculation Method:	Rate	
Approx. Tax Revenue from RE Taxes:	\$84,405,884	
Amount of Tax Relief for Homestead Exclusions	<u>\$3,016,707</u>	
Total Approx. Tax Revenue:	\$87,422,591	
Approx. Tax Levy for Tax Rate Calculation:	\$90,109,401	
	Bucks	Total

Index Maximums		
p. Maximum Mills Based On Index (i * (1 + Index))	140.8009	
q. Mills In Excess of Index (if (l > p), (l - p))	0.0000	
r. Maximum Tax Levy Based On Index (p / 1000 * d)	\$93,803,836	\$93,803,836
IV. s. Millage Rate within Index? (If l > p Then No)	Yes	
t. Tax Levy In Excess of Index (if (m > r), (m - r))	\$0	\$0
u. Tax Revenue In Excess of Index (t * Est. Pct. Collection)	\$0	\$0

Information Related to Property Tax Relief		
V. Assessed Value Exclusion per Homestead	\$1,872.00	
Number of Homestead/Farmstead Properties	11790	11790
Median Assessed Value of Homestead Properties		\$31,720

Act 1 Index (current): 4.1%

Calculation Method:	Rate
Approx. Tax Revenue from RE Taxes:	\$84,405,884
Amount of Tax Relief for Homestead Exclusions	<u>\$3,016,707</u>
Total Approx. Tax Revenue:	\$87,422,591
Approx. Tax Levy for Tax Rate Calculation:	\$90,109,401
	Bucks
	Total

State Property Tax Reduction Allocation used for: Homestead Exclusions	\$3,016,707	Lowering RE Tax Rate	\$0	\$3,016,707
Prior Year State Property Tax Reduction Allocation used for: Homestead Exclusions	\$0			\$0
Amount of Tax Relief from State/Local Sources				\$3,016,707

CODE									
6111 <u>Current Real Estate Taxes</u>				<u>Amount of Tax Relief for Homestead Exclusions</u>	<u>Tax Levy Minus Homestead Exclusions</u>		<u>Percent Collected</u>	<u>Net Tax Revenue Generated By Mills</u>	
<u>County Name</u>	<u>Taxable Assessed Value</u>	<u>Real Estate Mills</u>	<u>Tax Levy Generated by Mills</u>						
Bucks	666,216,170	135.2555	90,109,401				96.91500%		
Totals:				666,216,170	90,109,401	- 3,016,707 =	87,092,694 X	96.91500% =	84,405,884
				<u>Rate</u>				<u>Estimated Revenue</u>	
6120	<u>Current Per Capita Taxes, Section 679</u>			\$0.00					0
6140	<u>Current Act 511 Taxes – Flat Rate Assessments</u>			<u>Rate</u>	<u>Add'l Rate (if appl.)</u>		<u>Tax Levy</u>	<u>Estimated Revenue</u>	
6141	Current Act 511 Per Capita Taxes			\$0.00	\$0.00		0		0
6142	Current Act 511 Occupation Taxes – Flat Rate			\$0.00	\$0.00		0		0
6143	Current Act 511 Local Services Taxes			\$5.00	\$0.00		87,000		87,000
6144	Current Act 511 Trailer Taxes			\$0.00	\$0.00		0		0
6145	Current Act 511 Business Privilege Taxes – Flat Rate			\$0.00	\$0.00		0		0
6146	Current Act 511 Mechanical Device Taxes – Flat Rate			\$0.00	\$0.00		0		0
6149	Current Act 511 Taxes, Other Flat Rate Assessments			\$0.00	\$0.00		0		0
Total Current Act 511 Taxes – Flat Rate Assessments							87,000		87,000
6150	<u>Current Act 511 Taxes – Proportional Assessments</u>			<u>Rate</u>	<u>Add'l Rate (if appl.)</u>		<u>Tax Levy</u>	<u>Estimated Revenue</u>	
6151	Current Act 511 Earned Income Taxes			1.000%	0.000%		21,510,992		21,510,992
6152	Current Act 511 Occupation Taxes			0.000	0.000		0		0
6153	Current Act 511 Real Estate Transfer Taxes			0.500%	0.000%		1,900,000		1,900,000
6154	Current Act 511 Amusement Taxes			0.000%	0.000%		0		0
6155	Current Act 511 Business Privilege Taxes			0.000	0.000		0		0
6156	Current Act 511 Mechanical Device Taxes – Percentage			0.000%	0.000%		0		0
6157	Current Act 511 Mercantile Taxes			0.000	0.000		0		0
6159	Current Act 511 Taxes, Other Proportional Assessments			0	0		0		0
Total Current Act 511 Taxes – Proportional Assessments							23,410,992		23,410,992
Total Act 511, Current Taxes									23,497,992
Act 511 Tax Limit -->				5,644,493,305	X		12		67,733,920
				Market Value			Mills		(511 Limit)

LEA : 122098103 Pennridge SD

Tax Function	Description	Tax Rate Charged in:		Percent Change in Rate	Less than or equal to Index	Index	Additional Tax Rate Charged in:		Percent Change in Rate	Less than or equal to Index
		2022-23 (Rebalanced)	2023-24				2022-23 (Rebalanced)	2023-24		
6111	<u>Current Real Estate Taxes</u>									
	Bucks	135.2555	135.2555	0.00%	Yes	4.1%				
	<u>Current Act 511 Taxes – Flat Rate Assessments</u>									
6143	Current Act 511 Local Services Taxes	\$5.00	\$5.00	0.00%	Yes	4.1%				
	<u>Current Act 511 Taxes – Proportional Assessments</u>									
6151	Current Act 511 Earned Income Taxes	1.000%	1.000%	0.00%	Yes	4.1%				
6153	Current Act 511 Real Estate Transfer Taxes	0.500%	0.500%	0.00%	Yes	4.1%				

LEA : 122098103 Pennridge SD

Printed 6/28/2023 8:11:29 AM

<u>Description</u>	<u>Amount</u>
1000 Instruction	
1100 Regular Programs - Elementary / Secondary	63,581,236
1200 Special Programs - Elementary / Secondary	26,870,674
1300 Vocational Education	4,372,282
1400 Other Instructional Programs - Elementary / Secondary	477,554
Total Instruction	\$95,301,746
2000 Support Services	
2100 Support Services - Students	6,418,847
2200 Support Services - Instructional Staff	4,383,274
2300 Support Services - Administration	9,526,131
2400 Support Services - Pupil Health	1,167,825
2500 Support Services - Business	901,765
2600 Operation and Maintenance of Plant Services	11,059,854
2700 Student Transportation Services	8,279,654
2800 Support Services - Central	2,526,590
2900 Other Support Services	292,140
Total Support Services	\$44,556,080
3000 Operation of Non-Instructional Services	
3200 Student Activities	1,313,423
3300 Community Services	74,100
Total Operation of Non-Instructional Services	\$1,387,523
5000 Other Expenditures and Financing Uses	
5100 Debt Service / Other Expenditures and Financing Uses	13,079,444
5900 Budgetary Reserve	337,654
Total Other Expenditures and Financing Uses	\$13,417,098
Total Estimated Expenditures and Other Financing Uses	\$154,662,447

LEA : 122098103 Pennridge SD

Printed 6/28/2023 8:11:30 AM

<u>Description</u>	<u>Amount</u>
1000 Instruction	
1100 <u>Regular Programs - Elementary / Secondary</u>	
100 Personnel Services - Salaries	36,535,922
200 Personnel Services - Employee Benefits	20,979,814
300 Purchased Professional and Technical Services	1,521,900
400 Purchased Property Services	1,054,316
500 Other Purchased Services	1,530,115
600 Supplies	1,919,327
700 Property	16,728
800 Other Objects	23,114
Total Regular Programs - Elementary / Secondary	\$63,581,236
1200 <u>Special Programs - Elementary / Secondary</u>	
100 Personnel Services - Salaries	11,300,063
200 Personnel Services - Employee Benefits	7,103,568
300 Purchased Professional and Technical Services	5,021,059
400 Purchased Property Services	60,200
500 Other Purchased Services	2,774,894
600 Supplies	43,805
800 Other Objects	567,085
Total Special Programs - Elementary / Secondary	\$26,870,674
1300 <u>Vocational Education</u>	
500 Other Purchased Services	4,361,528
600 Supplies	10,344
800 Other Objects	410
Total Vocational Education	\$4,372,282
1400 <u>Other Instructional Programs - Elementary / Secondary</u>	
100 Personnel Services - Salaries	24,960
200 Personnel Services - Employee Benefits	10,494
300 Purchased Professional and Technical Services	30,000
500 Other Purchased Services	411,600
600 Supplies	500
Total Other Instructional Programs - Elementary / Secondary	\$477,554
Total Instruction	\$95,301,746
2000 Support Services	
2100 <u>Support Services - Students</u>	
100 Personnel Services - Salaries	4,051,028
200 Personnel Services - Employee Benefits	2,292,313
300 Purchased Professional and Technical Services	6,920
400 Purchased Property Services	300
500 Other Purchased Services	8,960
600 Supplies	56,495
800 Other Objects	2,831
Total Support Services - Students	\$6,418,847
2200 <u>Support Services - Instructional Staff</u>	

LEA : 122098103 Pennridge SD

Printed 6/28/2023 8:11:30 AM

<u>Description</u>	<u>Amount</u>
100 Personnel Services - Salaries	2,366,584
200 Personnel Services - Employee Benefits	1,444,789
300 Purchased Professional and Technical Services	120,254
500 Other Purchased Services	14,561
600 Supplies	415,286
800 Other Objects	21,800
Total Support Services - Instructional Staff	\$4,383,274
2300 <u>Support Services - Administration</u>	
100 Personnel Services - Salaries	5,263,892
200 Personnel Services - Employee Benefits	2,937,679
300 Purchased Professional and Technical Services	977,777
400 Purchased Property Services	30,667
500 Other Purchased Services	138,191
600 Supplies	155,495
800 Other Objects	22,430
Total Support Services - Administration	\$9,526,131
2400 <u>Support Services - Pupil Health</u>	
100 Personnel Services - Salaries	713,825
200 Personnel Services - Employee Benefits	430,680
600 Supplies	23,320
Total Support Services - Pupil Health	\$1,167,825
2500 <u>Support Services - Business</u>	
100 Personnel Services - Salaries	531,249
200 Personnel Services - Employee Benefits	334,666
300 Purchased Professional and Technical Services	12,550
500 Other Purchased Services	9,400
600 Supplies	8,500
800 Other Objects	5,400
Total Support Services - Business	\$901,765
2600 <u>Operation and Maintenance of Plant Services</u>	
100 Personnel Services - Salaries	4,355,572
200 Personnel Services - Employee Benefits	2,796,539
300 Purchased Professional and Technical Services	434,000
400 Purchased Property Services	713,800
500 Other Purchased Services	485,139
600 Supplies	1,999,074
700 Property	257,700
800 Other Objects	18,030
Total Operation and Maintenance of Plant Services	\$11,059,854
2700 <u>Student Transportation Services</u>	
100 Personnel Services - Salaries	3,493,465
200 Personnel Services - Employee Benefits	1,673,097
300 Purchased Professional and Technical Services	17,000
400 Purchased Property Services	57,500
500 Other Purchased Services	1,055,179

LEA : 122098103 Pennridge SD

Printed 6/28/2023 8:11:30 AM

<u>Description</u>	<u>Amount</u>
600 Supplies	1,130,432
700 Property	850,000
800 Other Objects	2,981
Total Student Transportation Services	\$8,279,654
2800 <u>Support Services - Central</u>	
100 Personnel Services - Salaries	910,452
200 Personnel Services - Employee Benefits	556,417
300 Purchased Professional and Technical Services	118,320
400 Purchased Property Services	339,750
500 Other Purchased Services	187,671
600 Supplies	413,590
800 Other Objects	390
Total Support Services - Central	\$2,526,590
2900 <u>Other Support Services</u>	
400 Purchased Property Services	220,000
500 Other Purchased Services	72,140
Total Other Support Services	\$292,140
Total Support Services	\$44,556,080
3000 Operation of Non-Instructional Services	
3200 <u>Student Activities</u>	
100 Personnel Services - Salaries	656,458
200 Personnel Services - Employee Benefits	172,652
300 Purchased Professional and Technical Services	93,290
400 Purchased Property Services	41,500
500 Other Purchased Services	155,495
600 Supplies	158,817
800 Other Objects	35,211
Total Student Activities	\$1,313,423
3300 <u>Community Services</u>	
100 Personnel Services - Salaries	51,545
200 Personnel Services - Employee Benefits	22,555
Total Community Services	\$74,100
Total Operation of Non-Instructional Services	\$1,387,523
5000 Other Expenditures and Financing Uses	
5100 <u>Debt Service / Other Expenditures and Financing Uses</u>	
800 Other Objects	1,299,444
900 Other Uses of Funds	11,780,000
Total Debt Service / Other Expenditures and Financing Uses	\$13,079,444
5900 <u>Budgetary Reserve</u>	
800 Other Objects	337,654

<u>Description</u>	<u>Amount</u>
Total Budgetary Reserve	\$337,654
Total Other Expenditures and Financing Uses	\$13,417,098
TOTAL EXPENDITURES	\$154,662,447

LEA : 122098103 Pennridge SD

Cash and Short-Term Investments

	06/30/2023 Estimate	06/30/2024 Projection
General Fund	40,315,826	40,315,826
Public Purpose (Expendable) Trust Fund		
Other Comptroller-Approved Special Revenue Funds		
Athletic / School-Sponsored Extra Curricular Activities Fund		
Capital Reserve Fund - § 690, §1850		
Capital Reserve Fund - § 1431		
Other Capital Projects Fund		
Debt Service Fund		
Food Service / Cafeteria Operations Fund	2,313,138	2,025,138
Child Care Operations Fund		
Other Enterprise Funds		
Internal Service Fund	14,412,946	14,412,946
Private Purpose Trust Fund		
Investment Trust Fund		
Pension Trust Fund		
Activity Fund	271,025	271,028
Other Agency Fund	9,673	9,673
Permanent Fund		
Total Cash and Short-Term Investments	\$57,322,608	\$57,034,611

Long-Term Investments

	06/30/2023 Estimate	06/30/2024 Projection
General Fund		
Public Purpose (Expendable) Trust Fund		
Other Comptroller-Approved Special Revenue Funds		
Athletic / School-Sponsored Extra Curricular Activities Fund		
Capital Reserve Fund - § 690, §1850		
Capital Reserve Fund - § 1431		
Other Capital Projects Fund		
Debt Service Fund		
Food Service / Cafeteria Operations Fund		
Child Care Operations Fund		
Other Enterprise Funds		
Internal Service Fund		
Private Purpose Trust Fund		
Investment Trust Fund		
Pension Trust Fund		
Activity Fund		
Other Agency Fund		

LEA : 122098103 Pennridge SD

<u>Long-Term Investments</u>	<u>06/30/2023 Estimate</u>	<u>06/30/2024 Projection</u>
Permanent Fund		
Total Long-Term Investments		
TOTAL CASH AND INVESTMENTS	\$57,322,608	\$57,034,611

LEA : 122098103 Pennridge SD

<u>Long-Term Indebtedness</u>	<u>06/30/2023 Estimate</u>	<u>06/30/2024 Projection</u>
General Fund		
0510 Bonds Payable	40,597,603	27,459,183
0520 Extended-Term Financing Agreements Payable		
0530 Lease and Other Right To Use Obligations		
0540 Accumulated Compensated Absences	3,039,774	3,100,000
0550 Authority Lease Obligations		
0560 Other Post-Employment Benefits (OPEB)	19,111,953	19,200,000
0599 Other Noncurrent Liabilities		
Total General Fund	\$62,749,330	\$49,759,183
Public Purpose (Expendable) Trust Fund		
0510 Bonds Payable		
0520 Extended-Term Financing Agreements Payable		
0530 Lease and Other Right To Use Obligations		
0540 Accumulated Compensated Absences		
0550 Authority Lease Obligations		
0560 Other Post-Employment Benefits (OPEB)		
0599 Other Noncurrent Liabilities		
Total Public Purpose (Expendable) Trust Fund		
Other Comptroller-Approved Special Revenue Funds		
0510 Bonds Payable		
0520 Extended-Term Financing Agreements Payable		
0530 Lease and Other Right To Use Obligations		
0540 Accumulated Compensated Absences		
0550 Authority Lease Obligations		
0560 Other Post-Employment Benefits (OPEB)		
0599 Other Noncurrent Liabilities		
Total Other Comptroller-Approved Special Revenue Funds		
Athletic / School-Sponsored Extra Curricular Activities Fund		
0510 Bonds Payable		
0520 Extended-Term Financing Agreements Payable		
0530 Lease and Other Right To Use Obligations		
0540 Accumulated Compensated Absences		
0550 Authority Lease Obligations		
0560 Other Post-Employment Benefits (OPEB)		
0599 Other Noncurrent Liabilities		
Total Athletic / School-Sponsored Extra Curricular Activities Fund		

LEA : 122098103 Pennridge SD

<u>Long-Term Indebtedness</u>	<u>06/30/2023 Estimate</u>	<u>06/30/2024 Projection</u>
Capital Reserve Fund - \$ 690, \$1850		
0510 Bonds Payable		
0520 Extended-Term Financing Agreements Payable		
0530 Lease and Other Right To Use Obligations		
0540 Accumulated Compensated Absences		
0550 Authority Lease Obligations		
0560 Other Post-Employment Benefits (OPEB)		
0599 Other Noncurrent Liabilities		
Total Capital Reserve Fund - \$ 690, \$1850		
Capital Reserve Fund - \$ 1431		
0510 Bonds Payable		
0520 Extended-Term Financing Agreements Payable		
0530 Lease and Other Right To Use Obligations		
0540 Accumulated Compensated Absences		
0550 Authority Lease Obligations		
0560 Other Post-Employment Benefits (OPEB)		
0599 Other Noncurrent Liabilities		
Total Capital Reserve Fund - \$ 1431		
Other Capital Projects Fund		
0510 Bonds Payable		
0520 Extended-Term Financing Agreements Payable		
0530 Lease and Other Right To Use Obligations		
0540 Accumulated Compensated Absences		
0550 Authority Lease Obligations		
0560 Other Post-Employment Benefits (OPEB)		
0599 Other Noncurrent Liabilities		
Total Other Capital Projects Fund		
Debt Service Fund		
0510 Bonds Payable		
0520 Extended-Term Financing Agreements Payable		
0530 Lease and Other Right To Use Obligations		
0540 Accumulated Compensated Absences		
0550 Authority Lease Obligations		
0560 Other Post-Employment Benefits (OPEB)		
0599 Other Noncurrent Liabilities		
Total Debt Service Fund		

<u>Long-Term Indebtedness</u>	<u>06/30/2023 Estimate</u>	<u>06/30/2024 Projection</u>
Food Service / Cafeteria Operations Fund		
0510 Bonds Payable		
0520 Extended-Term Financing Agreements Payable		
0530 Lease and Other Right To Use Obligations		
0540 Accumulated Compensated Absences	56,044	56,500
0550 Authority Lease Obligations		
0560 Other Post-Employment Benefits (OPEB)	173,245	175,000
0599 Other Noncurrent Liabilities		
Total Food Service / Cafeteria Operations Fund	\$229,289	\$231,500
Child Care Operations Fund		
0510 Bonds Payable		
0520 Extended-Term Financing Agreements Payable		
0530 Lease and Other Right To Use Obligations		
0540 Accumulated Compensated Absences		
0550 Authority Lease Obligations		
0560 Other Post-Employment Benefits (OPEB)		
0599 Other Noncurrent Liabilities		
Total Child Care Operations Fund		
Other Enterprise Funds		
0510 Bonds Payable		
0520 Extended-Term Financing Agreements Payable		
0530 Lease and Other Right To Use Obligations		
0540 Accumulated Compensated Absences		
0550 Authority Lease Obligations		
0560 Other Post-Employment Benefits (OPEB)		
0599 Other Noncurrent Liabilities		
Total Other Enterprise Funds		
Internal Service Fund		
0510 Bonds Payable		
0520 Extended-Term Financing Agreements Payable		
0530 Lease and Other Right To Use Obligations		
0540 Accumulated Compensated Absences		
0550 Authority Lease Obligations		
0560 Other Post-Employment Benefits (OPEB)		
0599 Other Noncurrent Liabilities		
Total Internal Service Fund		

<u>Long-Term Indebtedness</u>	<u>06/30/2023 Estimate</u>	<u>06/30/2024 Projection</u>
Private Purpose Trust Fund		
0510 Bonds Payable		
0520 Extended-Term Financing Agreements Payable		
0530 Lease and Other Right To Use Obligations		
0540 Accumulated Compensated Absences		
0550 Authority Lease Obligations		
0560 Other Post-Employment Benefits (OPEB)		
0599 Other Noncurrent Liabilities		
Total Private Purpose Trust Fund		
Investment Trust Fund		
0510 Bonds Payable		
0520 Extended-Term Financing Agreements Payable		
0530 Lease and Other Right To Use Obligations		
0540 Accumulated Compensated Absences		
0550 Authority Lease Obligations		
0560 Other Post-Employment Benefits (OPEB)		
0599 Other Noncurrent Liabilities		
Total Investment Trust Fund		
Pension Trust Fund		
0510 Bonds Payable		
0520 Extended-Term Financing Agreements Payable		
0530 Lease and Other Right To Use Obligations		
0540 Accumulated Compensated Absences		
0550 Authority Lease Obligations		
0560 Other Post-Employment Benefits (OPEB)		
0599 Other Noncurrent Liabilities		
Total Pension Trust Fund		
Activity Fund		
0510 Bonds Payable		
0520 Extended-Term Financing Agreements Payable		
0530 Lease and Other Right To Use Obligations		
0540 Accumulated Compensated Absences		
0550 Authority Lease Obligations		
0560 Other Post-Employment Benefits (OPEB)		
0599 Other Noncurrent Liabilities		
Total Activity Fund		

LEA : 122098103 Pennridge SD

<u>Long-Term Indebtedness</u>	<u>06/30/2023 Estimate</u>	<u>06/30/2024 Projection</u>
Other Agency Fund		
0510 Bonds Payable		
0520 Extended-Term Financing Agreements Payable		
0530 Lease and Other Right To Use Obligations		
0540 Accumulated Compensated Absences		
0550 Authority Lease Obligations		
0560 Other Post-Employment Benefits (OPEB)		
0599 Other Noncurrent Liabilities		
Total Other Agency Fund		
Permanent Fund		
0510 Bonds Payable		
0520 Extended-Term Financing Agreements Payable		
0530 Lease and Other Right To Use Obligations		
0540 Accumulated Compensated Absences		
0550 Authority Lease Obligations		
0560 Other Post-Employment Benefits (OPEB)		
0599 Other Noncurrent Liabilities		
Total Permanent Fund		
Total Long-Term Indebtedness	\$62,978,619	\$49,990,683

LEA : 122098103 Pennridge SD

<u>Short-Term Payables</u>	<u>06/30/2023 Estimate</u>	<u>06/30/2024 Projection</u>
General Fund		
Public Purpose (Expendable) Trust Fund		
Other Comptroller-Approved Special Revenue Funds		
Athletic / School-Sponsored Extra Curricular Activities Fund		
Capital Reserve Fund - § 690, §1850		
Capital Reserve Fund - § 1431		
Other Capital Projects Fund		
Debt Service Fund		
Food Service / Cafeteria Operations Fund		
Child Care Operations Fund		
Other Enterprise Funds		
Internal Service Fund		
Private Purpose Trust Fund		
Investment Trust Fund		
Pension Trust Fund		
Activity Fund		
Other Agency Fund		
Permanent Fund		
Total Short-Term Payables		
TOTAL INDEBTEDNESS	\$62,978,619	\$49,990,683

LEA : 122098103 Pennridge SD

Account Description	Amounts
0810 Nonspendable Fund Balance	528,539
0820 Restricted Fund Balance	
0830 Committed Fund Balance	4,016,120
0840 Assigned Fund Balance	
0850 Unassigned Fund Balance	11,965,832
Total Ending Fund Balance - Committed, Assigned, and Unassigned	\$15,981,952
5900 Budgetary Reserve	337,654
Total Estimated Ending Committed, Assigned, and Unassigned Fund Balance and Budgetary Reserve	\$16,848,145